



# Actividades de aprendizaje



PRIMARIA  
"CREATIVIDAD EN LA EDUCACIÓN"

20 de marzo de 2020

## 3rd GRADE PRIMARY

Name: \_\_\_\_\_

Teacher Karina González

**INSTRUCTIONS:** Students should copy these activities in their notebooks (section 2).

### 1. Match and write.

earr  
ba  
bra  
frec  
mus  
glas

tache  
id  
ses  
ings  
kles  
ngs

1 \_\_\_\_\_ 2 \_\_\_\_\_ 3 \_\_\_\_\_

4 \_\_\_\_\_ 5 \_\_\_\_\_ 6 \_\_\_\_\_



# Actividades de aprendizaje

2. Look and write questions. Write the correct answer: Yes, she / he does or No, she / he doesn't.



1 Does she have bangs?  
Yes, she does.



4 straight hair?



2 curly hair?



5 beard?



3 glasses?



6 freckles?

3. Read and match. Complete the sentences.



lazy

friendly

funny

grumpy

clever

helpful

Complete.

1 Jane is clever.



3 Matt is \_\_\_\_\_



2 Tony is \_\_\_\_\_










4 Amy is \_\_\_\_\_






# Actividades de aprendizaje

4. Complete and write the mystery sport.

				s	u	r	f	i	n	g		1		2				
2																		
3																		
4													3		4		5	
5																		
6													6		7			
7																		

The mystery sport is \_\_\_\_\_

5. Read and circle the correct job.



doctor /  
teacher



teacher /  
train driver



astronaut /  
artist



bus driver /  
nurse



waiter /  
librarian











doctor /  
farmer




# Actividades de aprendizaje

6. Look and answer: Yes, she / he can or No, she / he can't. Then write questions.


					
 sing	X	✓	X	X	✓
 paint	✓	X	✓	✓	X
 cook	✓	✓	X	✓	✓

- Can the actor sing? Yes, she can.
- Can the farmer paint? No, he can't.
- Can the teacher cook? \_\_\_\_\_
- Can the doctor paint? \_\_\_\_\_
- \_\_\_\_\_ Yes, she can.
- \_\_\_\_\_ No, he can't.
- \_\_\_\_\_ Yes, he can.

7. Look and number.



I'm Doctor Pip.



I'm Doctor Pop.





	1	2	3	4	5	6
--	---	---	---	---	---	---

adhesive bandages		<input type="text" value="6"/>
blanket		<input type="text"/>
roller bandages		<input type="text"/>
ointment		<input type="text"/>
medicine		<input type="text"/>
thermometer		<input type="text"/>









# Actividades de aprendizaje

8. Look at the pictures above and write.

- 1 It's Doctor Pip's  thermometer.
- 2 They're Doctor Pip's  \_\_\_\_\_
- 3 It's Doctor Pop's  \_\_\_\_\_
- 4 They're Doctor Pop's  \_\_\_\_\_

9. Look and write the correct animal.

bear lion snake bat tiger hippo

- |   |                            |  |                        |
|---|----------------------------|--|------------------------|
|  | The <u>bear</u> is eating. |  | The _____ is flying.   |
|  | The _____ is sleeping.     |  | The _____ is drinking. |
|  | The _____ is running.      |  | The _____ is sleeping. |

10. Look at the pictures in activity 9, write questions and answers.

- |                    |                            |                      |
|--------------------|----------------------------|----------------------|
| 1 bear / eating    | <u>Is the bear eating?</u> | <u>Yes, it is.</u>   |
| 2 snake / running  | _____                      | <u>No, it isn't.</u> |
| 3 tiger / drinking | _____                      | _____                |
| 4 bat / flying     | _____                      | _____                |
| 5 hippo / drinking | _____                      | _____                |
| 6 lion / eating    | _____                      | _____                |



# Actividades de aprendizaje

11. Read and circle.

<p>1</p> <p>jungle / <u>land</u></p>	<p>2</p> <p>land / forest</p>	<p>3</p> <p>water / cave</p>	<p>4</p> <p>jungle / desert</p>
--------------------------------------	-------------------------------	------------------------------	---------------------------------









12. Circle the false word. Write the correct answer.

tigers	deserts	jungles	caves	
<p>1</p>	<p>2</p>	<p>3</p>	<p>1 Hippos live in <u>jungles</u>.</p>	<p><u>water</u></p>
			<p>2 <u>Crocodiles</u> live on land.</p>	<p><u>lions</u></p>
			<p>3 Tigers live in deserts.</p>	<p>_____</p>
<p>4</p>	<p>5</p>	<p>6</p>	<p>4 Bats live in water.</p>	<p>_____</p>
			<p>5 Giraffes live in forests.</p>	<p>_____</p>
			<p>6 Lizards live in water.</p>	<p>_____</p>






# Actividades de aprendizaje

13. Write questions and answers. Then draw (#4) and write.

1		Would you like some peas?	
		No, thank you.	
2		Would _____	
		Yes, _____	
3		_____	
		_____	
4		_____	
		_____	

14. Match the correct answer.

¡ MATCH.

<b>1</b> 	<b>2</b> 	<b>3</b> 
---	---	---

1 I have breakfast	in the afternoon.	I have meat and peas.
2 I have lunch	in the morning.	I have a sandwich.
3 I have dinner	in the evening.	I have toast and juice.



# Actividades de aprendizaje

15. Write questions and answers.

1

When do you have breakfast? \_\_\_\_\_  
I have breakfast in the morning. \_\_\_\_\_

What do you have for breakfast? \_\_\_\_\_  
I have toast and juice for breakfast. \_\_\_\_\_


2

When \_\_\_\_\_ lunch?  
\_\_\_\_\_

What \_\_\_\_\_ lunch?  
\_\_\_\_\_

3

\_\_\_\_\_ dinner?  
\_\_\_\_\_  
\_\_\_\_\_  
\_\_\_\_\_







# Actividades de aprendizaje

16. Look and write.

<p>1</p> <p>We'd like some fish. We don't like sausages or carrots. We'd like some milk. We don't like juice.</p>	<p>2</p> <p>We'd like some chicken. We don't like sandwiches or carrots. We'd like some cookies. We don't like juice.</p>	<p>3</p> <p>We'd like a burger. We don't like fish or peas. We'd like some juice. We don't like cookies.</p>
---	---	--

Menu A	Menu B	Menu C	Menu D	Menu E	Menu F

Menu B is for table 1. They'd like some fish, \_\_\_\_\_ and \_\_\_\_\_.

Menu \_\_\_\_\_ is for table 2. They'd like \_\_\_\_\_, \_\_\_\_\_ and \_\_\_\_\_.

Menu \_\_\_\_\_ is for table 3. They'd like \_\_\_\_\_, \_\_\_\_\_ and \_\_\_\_\_.

17. Match. Then order the pictures for you.

a

b

c

I do my homework.

I go to sleep.

I go home.

I go to bed.

I go to school.

I wash the dishes.

d



e

f



# Actividades de aprendizaje

18. Read and match. Use your colors.



It's five o'clock.

It's ten fifteen.

It's twelve thirty.

It's six forty-five.

It's nine thirty.

It's eleven fifteen.

It's four o'clock.

It's two forty-five.




19. Write the correct hour.



20. Find and circle. Write.

motorcycle plane tandem on foot hot-air balloon helicopter






# Actividades de aprendizaje

21. Read, look and mark (✓) the children who are healthy.

## Learn more!

We need to do four things to be healthy:

- 1 Eat a balanced diet with lots of fruit and vegetables. A balanced diet includes proteins, carbohydrates, calcium, vitamins, fats and sugar.
- 2 Drink lots of water.
- 3 Do exercise.
- 4 Rest.



22. Look and mark (✓) the children who are exercising. Then write.



1. She's \_\_\_\_\_.
2. He's \_\_\_\_\_.
3. He's \_\_\_\_\_.
4. She's \_\_\_\_\_.
5. She's \_\_\_\_\_.